DATA CONTAINED IN THIS DOCUMENT IS PROPRIETARY TO TROMPETER ELECTRONICS INC AND SHALL NOT BE DISCLOSED, COPIED OR USED FOR PROCUREMENT OR MANUFACTURE WITHOUT EXPRESS WRITTEN PERMISSION OF TROMPETER ELECTRONICS INC

REVISIONS		22-01	SH 1
REV	DESCRIPTION	DATE	APPROVED
K	REVISED PER ECO 15124	7/23/03	[illegible]
L	ECO 55773	7/28/15	CM

TABLE 1

P2 CONN TYPE	A REF DIM 7	P1 CONN TYPE: BJ77 /8 SCHEMATICS E1	E2	E3	E4	E5	E6	E7	BJ77TL E1	E2	E3	E4	E5	E6	BJ77FL E1	E2	E3	E4	E5	E6	BJ377 E1	E2	E3	E4	E5	E6	BJ77RG (REVERCE GENDER) /8 E1	E2	E3	E4	E5	E6	BJ377RG (REVERCE GENDER) /8 E1	E2	E3	E4	E5	E6
		DASH NO																																					
CJ20	1.844	-1	-4	-7	-19	-25	-181		-41	-49	-57	-65	-73	-196	-81	-89	-97	-105	-113	-211	-121	-129	-137	-145	-153	-226													
UCJ20		-U1	-U4	-U7	-U19	-U25	-182		-U41	-U49	-U57	-U65	-U73	-197	-U81	-U89	-U97	-U105	-U113	-212	-U121	-U129	-U137	-U145	-U153	-227													
PL20	1.778	-2	-5	-8	-20	-26	-183	-265	-42	-50	-58	-66	-74	-198	-82	-90	-98	-106	-114	-213	-122	-130	-138	-146	-154	-228	-241	-243	-245	-247	-249	-251	-253	-255	-257	-259	-261	-263
UPL20		-U2	-U5	-U8	-U20	-U26	-184		-U42	-U50	-U58	-U66	-U74	-199	-U82	-U90	-U98	-U106	-U114	-214	-U122	-U130	-U138	-U146	-U154	-229	-242	-244	-246	-248	-250	-252	-254	-256	-258	-260	-262	-264
BJ29	1.847	-3	-6	-9	-21	-27	-185		-43	-51	-59	-67	-75	-200	-83	-91	-99	-107	-115	-215	-123	-131	-139	-147	-155	-230													
UBJ29		-U3	-U6	-U9	-U21	-U27	-186		-U43	-U51	-U59	-U67	-U75	-201	-U83	-U91	-U99	-U107	-U115	-216	-U123	-U131	-U139	-U147	-U155	-231													
CJ40	1.844	-10	-13	-16	-22	-28	-187		-44	-52	-60	-68	-76	-202	-84	-92	-100	-108	-116	-217	-124	-132	-140	-148	-156	-232													
UCJ40		-U10	-U13	-U16	-U22	-U28	-188		-U44	-U52	-U60	-U68	-U76	-203	-U84	-U92	-U100	-U108	-U116	-218	-U124	-U132	-U140	-U148	-U156	-233													
PL40	1.778	-11	-14	-17	-23	-29	-189		-45	-53	-61	-69	-77	-204	-85	-93	-101	-109	-117	-219	-125	-133	-141	-149	-157	-234													
UPL40		-U11	-U14	-U17	-U23	-U29	-190		-U45	-U53	-U61	-U69	-U77	-205	-U85	-U93	-U101	-U109	-U117	-220	-U125	-U133	-U141	-U149	-U157	-235													
BJ49	1.847	-12	-15	-18	-24	-30	-191		-46	-54	-62	-70	-78	-206	-86	-94	-102	-110	-118	-221	-126	-134	-142	-150	-158	-236													
UBJ49		-U12	-U15	-U18	-U24	-U30	-192		-U46	-U54	-U62	-U70	-U78	-207	-U86	-U94	-U102	-U110	-U118	-222	-U126	-U134	-U142	-U150	-U158	-237													
PL40P	1.778	-31	-32	-33	-34	-35	-193		-47	-55	-63	-71	-79	-208	-87	-95	-103	-111	-119	-223	-127	-135	-143	-151	-159	-238													
PL123	1.646	-36	-37	-38	-39	-40	-194		-48	-56	-64	-72	-80	-209	-88	-96	-104	-112	-120	-224	-128	-136	-144	-152	-160	-239													
UPL123		-161	-162	-163	-164	-165	-195		-166	-167	-168	-169	-170	-210	-171	-172	-173	-174	-175	-225	-176	-177	-178	-179	-180	-240													
BJ26		SEE 22-09																																					
UBJ26																																							
BJ46																																							
UBJ46																																							

TABLE 2 8

JACK POLARIZATION CHART (BJ77 AND BJ77RG ONLY)

KEYING LETTER	A DEGREES	B DEGREES	C DEGREES
NONE	120°	120°	120°
T	100°	150°	110°
U	120°	130°	110°
V	115°	130°	115°
W	125°	110°	125°
X	130°	100°	130°
Y	110°	140°	110°
Z	100°	160°	100°
S	135°	135°	90°

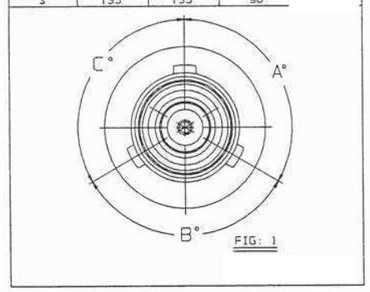

FIG: 1

8 POLARIZATION OPTIONAL ONLY ON BJ77 AND BJ77RG, SEE TABLE 2

7 ADD .020 TO "A" DIM FOR ADAPTERS WITH "G" PREFIX

6. NOTE REMOVED.

5. EXAMPLE OF COMPLETE MODEL NO:

AD - BJ77 RG X - E1 - U CJ20

- ADAPTER
- (P1) CONN TYPE
- RG = REVERSE GENDER; OMIT FOR NORMAL GENDER
- POLARIZATION LETTER CODE IF REQ'D SEE TABLE 2 8
- SCHEMATIC
- U = 75 OHM; OMIT FOR 50 OHM
- (P2) CONN TYPE. (U INDICATES 75 OHM)

4. BETWEEN SERIES ADAPTERS: 2-LUG, 3-LUG, 4-LUG AND THREADED CONCENTRIC TWINAX/TRIAX BNC TYPE TO COAXIAL 50 & 75 OHM BNC/TNC & PUSH-ON PLUG/JACK

3 FOR OPTIONAL GROUND LUG ADD PREFIX "G" TO DASH NO

2. NICKEL

1. ALL DIM ARE IN INCHES

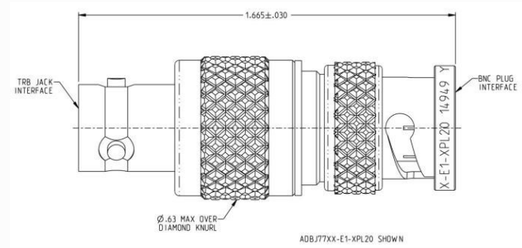

ADBJ77XX-E1-XPL20 SHOWN

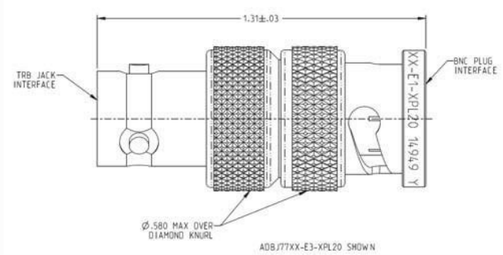

ADBJ77XX-E3-XPL20 SHOWN

SCHEMATICS

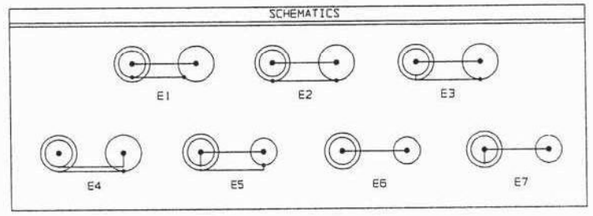

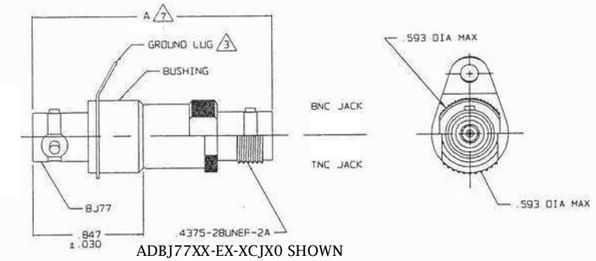

ADBJ77XX-EX-XCJX0 SHOWN

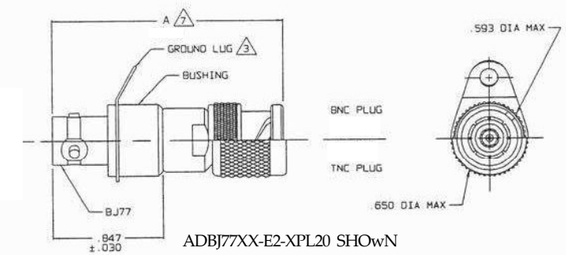

ADBJ77XX-E2-XPL20 SHOwN

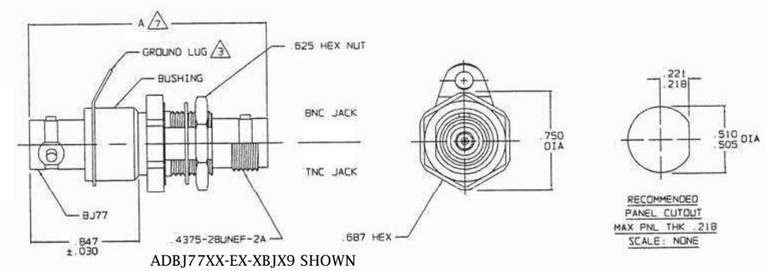

ADBJ77XX-EX-XBJX9 SHOWN

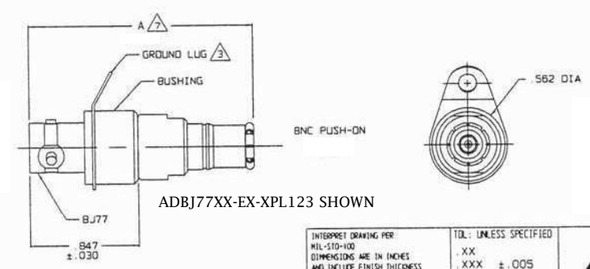

ADBJ77XX-EX-XPL123 SHOWN

INTERPRET DRAWING PER MIL-STD-100. DIMENSIONS ARE IN INCHES AND INCLUDE FINISH THICKNESS UNLESS OTHERWISE SPECIFIED	TOL: UNLESS SPECIFIED .XX .XXX ±.005 .XXXX ANGLES	TROMPETER ELECTRONICS, INC	
DRAWN AAH DATE 7-22-03	MATERIAL:	TITLE: ADAPTER: BJ77, BJ77RG/8 BJ77TL, BJ77FL, BJ377 TO BNC/TNC SERIES	
CHECKED 7-22-03			
QUALITY 7/23/03	FINISH:	SIZE B / CAGE CODE 14949	DRAWING NO. 22-01 / REV. L
MANGR 7/23/03			
APPROVED 7/23/03			
NEXT ASSY	CAD FILE NO 22-01K / DO NOT SCALE DWG	SCALE NONE	DATE: 5/5/2025 / SHEET 1

Please read our datasheet & drawing disclaimer here.