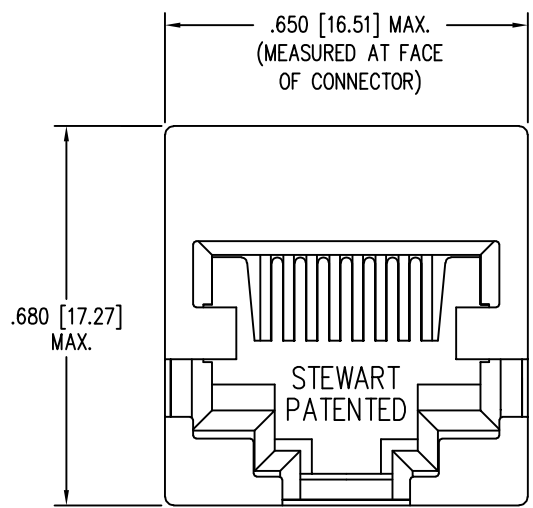
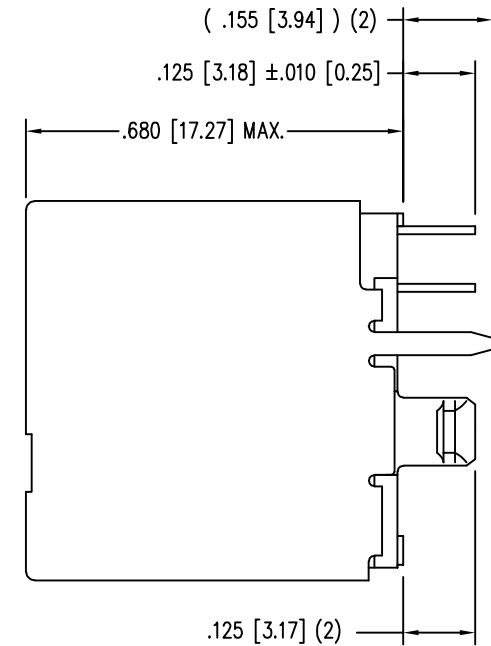


(.065 [1.65]) TYP.



.650 [16.51] MAX.
(MEASURED AT FACE
OF CONNECTOR)

.680 [17.27]
MAX.

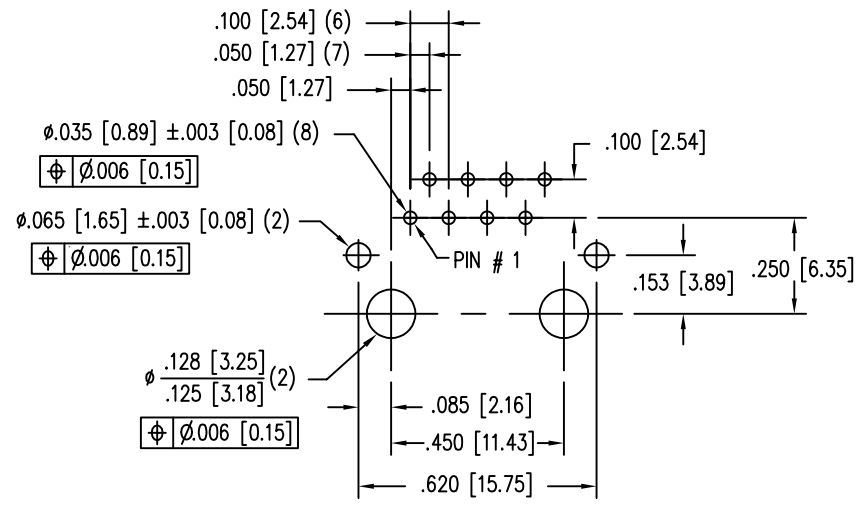


(.155 [3.94]) (2)

.125 [3.18] ±.010 [0.25]

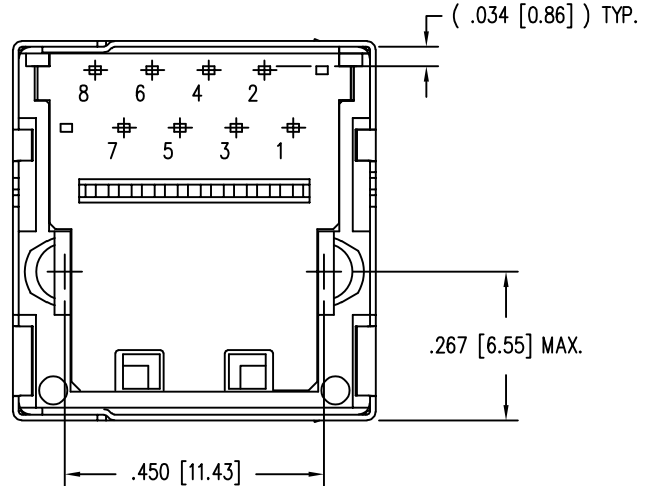
.680 [17.27] MAX.

.125 [3.17] (2)



P.C.B. RECOMMENDED HOLE LAYOUT
SEEN FROM COMPONENT SIDE

ALL CENTERLINE DIMENSIONS ARE BASIC.



(.034 [0.86]) TYP.

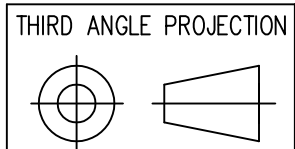
.267 [6.55] MAX.

.450 [11.43]

NOTES:

- CONNECTOR MATERIALS:
HOUSING: THERMOPLASTIC UL94 V-0
CONTACTS/SHIELD: COPPER ALLOY
SHIELD PLATING: NICKEL OR TIN
CONTACT PLATING: SELECTIVE GOLD IN CONTACT AREA
SEE CHART FOR PART NUMBER
- FOR PRODUCT SPECIFICATIONS SEE PR026-01.
2. DIMENSIONS AND TOLERANCES COMPLY WITH TIA-1096 STANDARD.

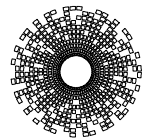
50 MICRO-INCHES [1.27um]	SS65100-027F
30 MICRO-INCHES [0.76um]	SS65100-024F
CONTACT PLATING IN MATING AREA	PART NUMBER



DO NOT SCALE DRAWING
DRAWING IS SUBJECT TO
CHANGE WITHOUT NOTICE

DIMENSIONS: INCHES [METRIC]
UNLESS OTHERWISE SPECIFIED
TOLERANCES ARE ±.005 [0.13]
ANGLES ARE ± 1°

SHEET NO. 1 OF 1



stewart
CONNECTOR
a bel group

11118 Susquehanna Trail South
Glen Rock, PA 17327-9199
(717) 235-7512
<http://www.stewartconnector.com>

TITLE: EIGHT POSITION, EIGHT CONTACT, VERTICAL MOUNT SHIELDED JACK, NON-FLANGED

THIS DRAWING AND THE SUBJECT MATTER SHOWN THEREON ARE CONFIDENTIAL AND THE PROPRIETARY PROPERTY OF STEWART CONNECTOR AND SHALL NOT BE REPRODUCED, COPIED, OR USED IN ANY MANNER WITHOUT PRIOR WRITTEN CONSENT OF STEWART CONNECTOR. ONE OR MORE U.S. PATENTS MAY APPLY TO THIS PRODUCT. FOR DETAILS, PLEASE VISIT: [HTTP://BELFUSE.COM/STEWART/STEWART_PATENTS/](http://BELFUSE.COM/STEWART/STEWART_PATENTS/)

DRN BY: QIU	DATE 07-19-05
APPD BY: DANNY	DATE 07-19-05
DWG NO. CT650053F	REV. C0

DATE	REV	ECN	APP'D. BY
1-12-16	B3	10861	TRM
8-25-17	B4	11072	TRM
7-28-23	C0	12222	JE