

DRAWING REVISIONS
(RELEASE DATE ON FILE)

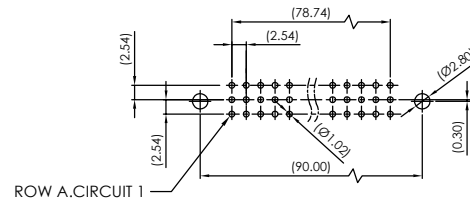
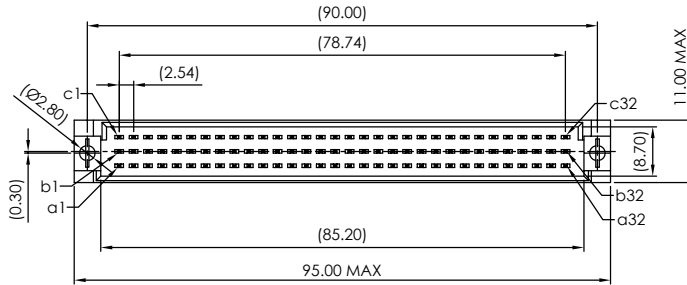
REV	DOCUMENT	APP	APPROVAL DATE
A	CCS11405	JW	2/28/23

FEATURES:

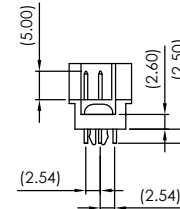
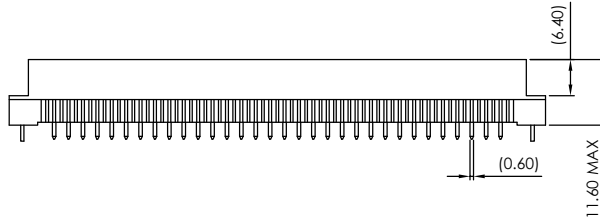
- 96 Circuits
- Housing: PBT+30% Glass Filled UL 94V-0
- Contact: Brass, Phosphor Bronze, Gold, Tin Tails
- Board Lock: Brass, Tin

SPECIFICATIONS:

- Current rating: 2A
- Temperature range: -55° C to +125° C
- Contact resistance: 20mΩ max.
- Mating Force: .93N max. per pin



Recommended P.C Board Hole Layout



UNITS	METRIC	AUTOCAD	DATE	FILE
DO NOT SCALE DRAWING	UNLESS OTHERWISE SPECIFIED, DIMENSIONS ARE IN MILLIMETERS	J. WARRACH	2/13/23	DIN 41612 SERIES MALE SOLDER TYPE
FILERS/RAZI ES/BAK	INSURANCES X 5.3 X 20.5 (2) X 20.5 (2) ANGULAR SLIP	APPROVALS ON FILE		
TOLERANCES AND FINISH	ISO 2768-M ADAPTIVE FINISH	MATERIAL: N/A		
<p>CONFIDENTIAL</p> <p>THIS DOCUMENT IS THE PROPERTY OF CINCH CONNECTORS INC. IT IS TO BE KEPT CONFIDENTIAL AND NOT TO BE REPRODUCED OR TRANSMITTED IN ANY FORM OR BY ANY MEANS, ELECTRONIC OR MECHANICAL, INCLUDING PHOTOCOPYING, RECORDING, OR BY ANY INFORMATION STORAGE AND RETRIEVAL SYSTEM.</p>		<p>CONTROL SPECIFICATIONS: N/A</p> <p>PRECHECK SPECIFICATIONS: N/A</p> <p>SEE NOTES</p>		
<p>25042-96M2013-CINCH-PB</p> <p>71785</p>		<p>DRAWING NUMBER: 25042-96M2013-CINCH-PB</p> <p>SCALE: 1:1</p> <p>SHEET 1 OF 1</p>		