


## 0.156" (3.96mm) Density Dip Solder



### Features

- Dip solder tails single readout and double readout on 0.140" (3.56mm) row centers or 0.200" (5.08mm) row centers
- Available with unique tails for PC board retention; holds the connector firmly on the board during wave soldering operations
- Bifurcated semi-bellows contacts for added contact reliability
- Ideal for applications involving vibration or board irregularities
- Contact positions: 6, 10, 12, 15, 18, 22, 24, and 25
- Accepts single or double-sided 0.062" (1.59mm) thick PC boards
- Available with 0.128" (3.25mm) mounting hole
- Meets applicable performance criteria of MIL-C-21097
- UL Recognized - file E170218 (UL1977) E130965 (UL1863)

### Materials

<b>Insulation Material</b>	UL 94V-0 rated glass-filled polyester, black
<b>Contact Material</b>	Spring brass
<b>Standard Contact Plating</b>	10µ" selective gold over 30µ" nickel in contact area, tin on tails

### Environmental

<b>Shock</b>	Per MIL-STD-202E, Method 213, Condition C
<b>Operating Temperature</b>	-65°C to +105°C
<b>Vibration</b>	Per MIL-STD-202E, Method 204, Condition B
<b>Humidity</b>	Per MIL-STD-202, Method 103, Condition B
<b>Accessories</b> (order separately)	
<b>Polarizing Key</b> (two types, order separately)	a) for between-contact polarization b) for in-contact polarization
<b>Card Guide Posts</b>	Attach to mounting ears and guide PC board into connector

### Electrical

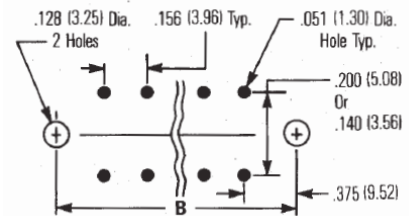
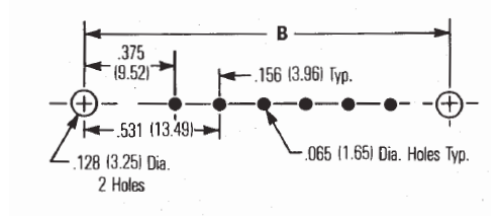
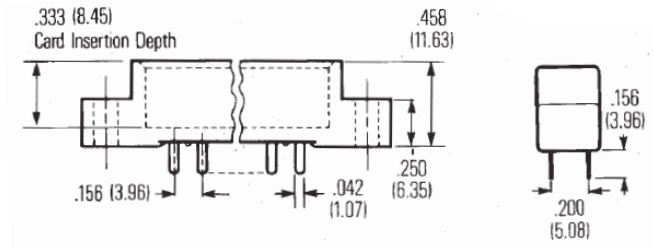
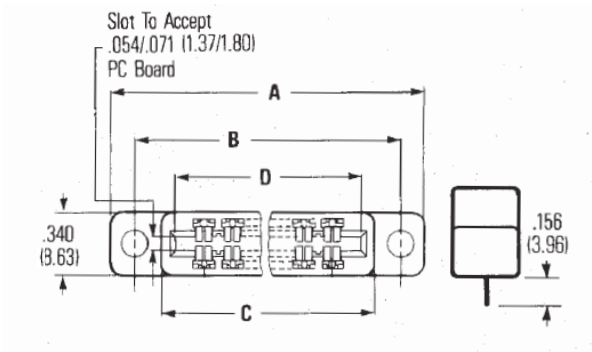
<b>Withstanding Voltage</b>	1800 VAC RMS (@ sea level)
<b>Current Rating</b>	5 Amps
<b>Contact Resistance</b>	6 Milliohms maximum
<b>Insulation Resistance</b>	5000 Megohms minimum

### Mechanical

<b>Individual Contact Insertion and Separation Force</b>	16 oz. maximum with 0.070" (1.78mm) blade 1 oz. minimum with 0.054", (1.37mm) blade
--	--

# CARDCON™ EDGE CONNECTOR COMMERCIAL

## 0.156" (3.96mm) Density Dip Solder



### Dimensions

Number of Positions/Contacts	A		B		C		D	
	in	mm	in	mm	in	mm	in	mm
6/12	1.785	45.35	1.531	38.89	1.239	31.47	1.100	27.94
10/20	2.410	61.21	2.156	54.76	1.874	47.34	1.724	43.79
12/24	2.723	69.16	2.469	62.71	2.177	55.30	2.036	51.71
15/30	3.191	81.05	2.937	74.60	2.645	67.18	2.504	63.60
18/36	3.660	92.96	3.406	86.51	3.114	79.10	2.972	75.49
22/44	4.285	108.84	4.031	102.39	3.739	94.94	3.596	91.34
24/48	4.598	116.79	4.344	110.34	4.052	102.92	3.911	99.34
25/50	4.754	120.75	4.500	114.30	4.208	106.88	4.067	103.30

### Ordering Information

Number of Positions/Contacts	0.128 Mounting Hole Catalog Number
Dip Solder Tails, Single Readout, 0.156" (3.96mm Long)	
6/6	50-6SN-5
10/20	50-10SN-5
12/12	50-12SN-5
15/15	50-15SN-5
18/18	50-18SN-5
22/22	50-22SN-5
24/24	50-24SN-5
25/25	50-25SN-5

Number of Positions/Contacts	0.128 Less Mounting Ears Catalog Number	0.128 Mounting Hole Catalog Number
Dip Solder Tails, Double Readout, 0.200" (5.08mm Long) row spacing, 0.156" (3.96mm Long)		
6/12	50-12SN-3	-
10/20	50-20SN-3	-
12/24	50-24SN-3	-
15/30	50-30SN-3	-
18/36	50-36SN-3	-
22/44	50-44SN-3	50-44SN-1
24/44	50-48SN-3	-
25/50	50-50SN-3	-